

KYOLITE



廁所 Toilet



浴室 Bathroom



門廳 Entrance



化粧室 Sanitary room




污物處理室 Sewage treatment chamber



化粧室 Sanitary room

日本京瓷板

矽酸鈣裝飾板



KYOLITE
<http://mbmic.com>

台灣京瓷建材有限公司
41448 台中市烏日區中華路383號B1
Tel 04-23362855 Fax 04-23368125



洋溢著高級感的光輝和清潔感色調雙重美感的京瓷板。

最為適用各式公共設施等的壁面或家庭內的門廳、浴室、廁所的表面壁材，呈現優雅高貴的裝飾觀感。

This is elegant and restful panel with fresh and neat color tone and luxurious crystal feeling.

It is suitable for wall of bathroom, wall of sanitary spaces, and interior materials of various indoor facilities.



防火性、耐水性、耐藥品性優良

Non-combustible, Waterproof, Chemical Resistance

京瓷板是經由嚴格的品質管理所製造的，經嚴格國家基準認定合格，日本的國土交通省的不燃建築材料認定，CNS 14705 耐燃一級。

MEGATILE is made in accordance with strict quality standard. It has passed Japanese state examination, and approved as non-combustible building material by the Ministry of Land, Infrastructure, Transport and Tourism of Japan.



簡單清潔

Easy to Clean

平常清潔只需用乾布擦拭即可。油脂等不易清潔部分只要在布等加入中性清潔劑擦拭即可光亮如新，完全不需要特別保養。

Usual maintenance is sufficient only wipe with a dry cloth.

Please clean tough stain such as oil spot with a mild detergent.

No special maintenance is required.



適合人和環境

Environment-friendly

使用保溫斷熱性優良的矽酸鈣板，對省電有很大的貢獻。完全不含石棉、福馬林等有害物質，也不使用會發生副作用的物質，實現 TX free (不使用甲苯、二甲苯) 不只對地球，對人體也是非常適合的優良建材。

MEGATILE contributes to energy saving because it is made of calcium silicate board which has high thermal insulation. It does neither contain noxious materials such as asbestos and formaldehyde nor produce them. And it realized TX free (disuse of toluene and xylene). It is so friendly to both the earth and your health.



構成成分完全不含紙（印刷紙），所以不會發霉、優良的耐水性能、耐久性優異的特殊 UV 塗裝保護，長期使用後也極其容易清潔。

As the pattern layer of MEGATILE does not contain any paper and other organic, it does not get mouldy. If dirt on the surface of the panel such as soap scum gets mouldy, you can remove it easily because the panel is protected by special ultraviolet curing layer. MEGATILE has been used perennially not only for kitchen and sanitary spaces but also for bath unit wall which especially requires a high level water-resistance.



施工性優越

Easy to Use

磁磚是一塊塊由專業人員施工，依濕式施工的話需花費很長時間、MEGATILE 是整片板材可乾式施工故可輕鬆縮短施工時間、基材是使用比重 1.0 的矽酸鈣板，也不需要用到專用的工具。

In the case of ceramic tiles, a special craftsman installs them one by one. And it takes time because of wet construction method.

Meanwhile, in the case of MEGATILE, you can save time because it is large-size and can be installed by dry construction method.

As the base material is made of a specific gravity of 1.0 calcium silicate board, it is not necessary to use any dedicated tools.

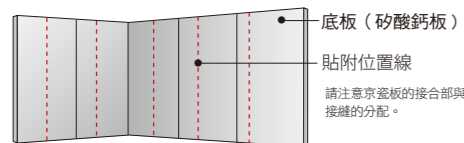


表面為特殊 UV 硬化樹脂完全硬化而成，使用會使美耐板變色的水溶性系洗劑、酸性洗劑也沒關係，去霉除劑或漂白劑常使用的廚房、浴室壁面最適用的建材。

The surface of MEGATILE is coated with special resin which is completely cured with ultraviolet rays. It leaves unchanged by alkaline and acid detergents which change gloss of melamine decorative board. It is suitable material for wall of kitchen and bath in which mould removers and bleaching agents are used.

施工方法 Installation Guide


1 底板的準備・底板（矽酸鈣板）



● 底板（矽酸鈣板）
● 貼附位置線
● 請注意京瓷板的接合部與接縫的分配。

- 請先貼上矽酸鈣板或合板
- 矽酸鈣板或合板的平整度直接影響施工後的品質

2 加工 切割 開孔



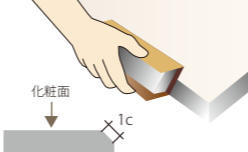
① 切割

- 在現場按尺寸用電鋸切割
- 建議使用超高硬度的鋸片



② 開孔

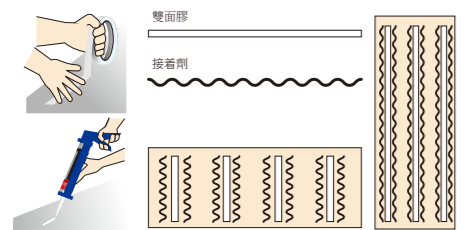
- 使用槍轉開孔



③ 打磨


- 把切割開孔等留下的斷面用砂紙打磨平整。

3 黏貼




- ④ 用雙面膠布黏貼並塗上黏合劑
- ▲ 注意 使用雙面膠布之外必須使用黏合劑
- * 另外黏貼前先清除底板表面的灰塵和油污

按墨線位置貼上裝飾板
貼上後可對裝飾板進行微調
位置最後確認後用力壓緊



- ⑤ 黏貼裝飾板
- 除去雙面膠帶的紙用力壓緊
- * 如先除去紙則不能進行微調。

4 完工後的修飾



- ⑥ 在接縫處塗上防霉矽膠進行密封處理。
- * 水槽周圍的施工必須進行密封處理。請在施工後 24 小時後使用。



式樣 Specification

| | |
|-------|--|
| 基 材 | 矽酸鈣板 |
| 表面裝飾 | 丙稀聚氨酯塗層 / 亞光處理 |
| 不 燃 性 | 日本國國土交通大臣認定 NM-3508 CNS14705 標準，耐燃一級合格 |
| 尺 寸 | 6mm x 900mm x 2400mm |
| 重 量 | 約 15kg / 片 |
| 直 角 度 | 2.0 以下 (對角線長度差) |
| 彎 曲 度 | 5/1000 以下 |
| 用 途 | ◎ 住宅的浴室 ◎ 住宅的公共區域 ◎ 公共場所的洗手間 ◎ 住宅入口處 ◎ 公共場所的通道 ◎ 醫院、無塵室 |

構成圖

